

广西经贸职业技术学校

数控技术应用示范特色专业及实训基地
项目建设总结报告

2019.5

	1
	1
1.	1
2.	8
3.	8
	10
1.	10
2.	12
3.	12
	13
	13
	13
1.	13
2.	14
3.	15
	15
	15
	16
	16
	17
	17
	19
	19
	19
	20
	21
	22
1.	22
2.	25

2016 2017

2016 1

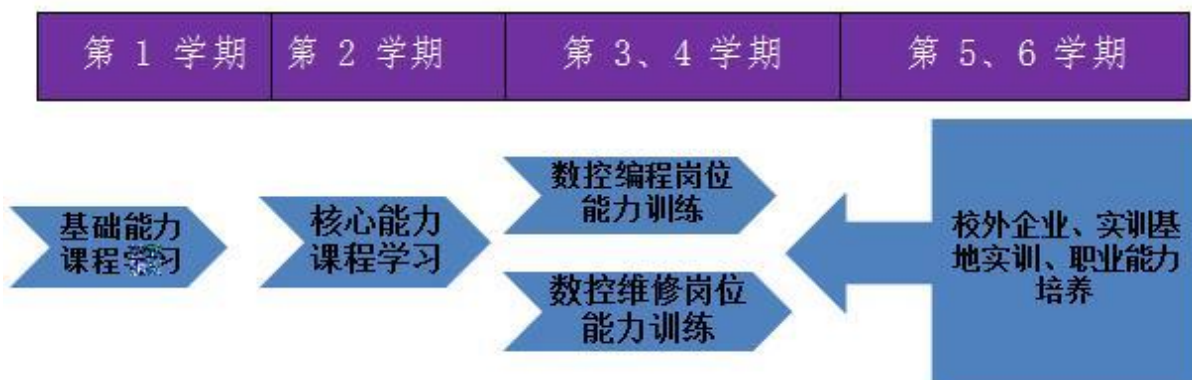
2016 6

1.

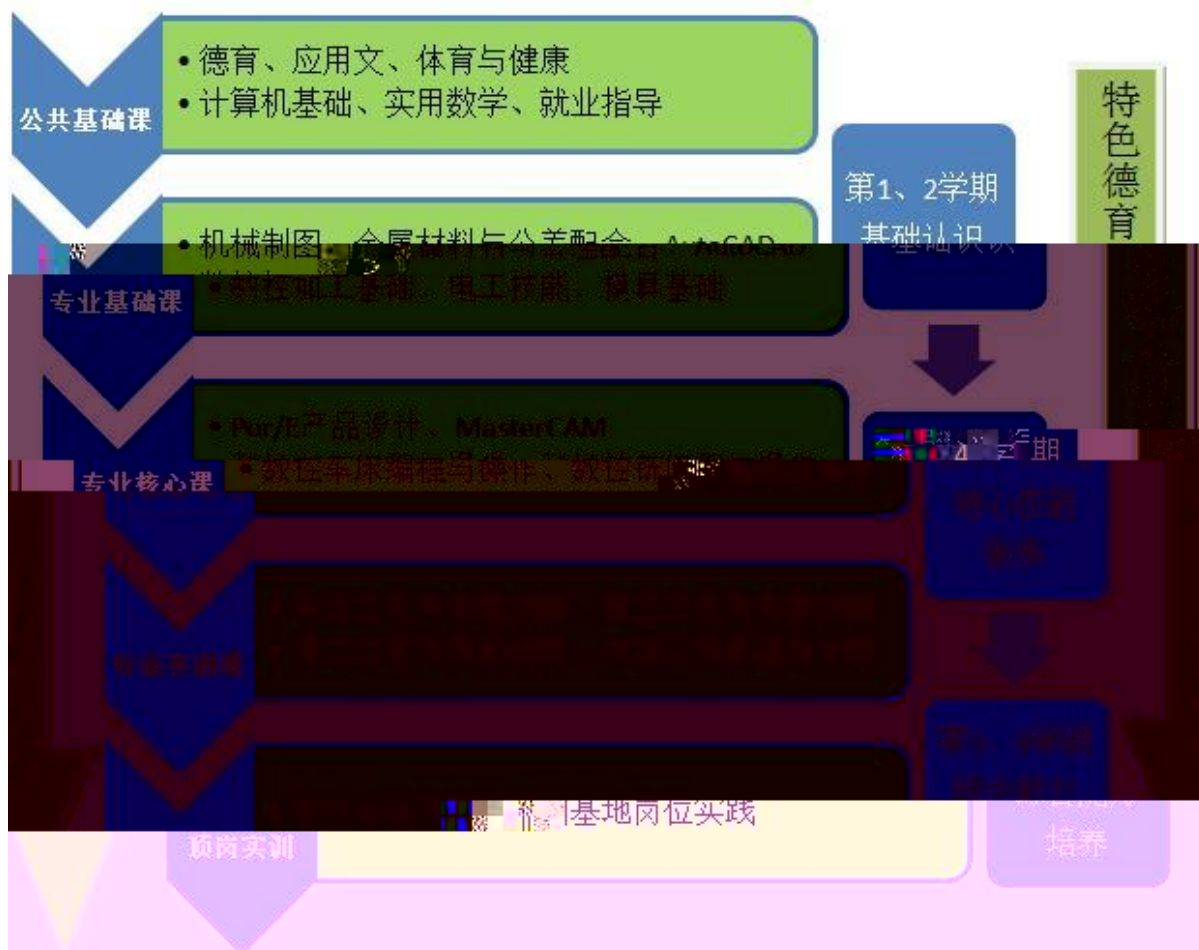
1

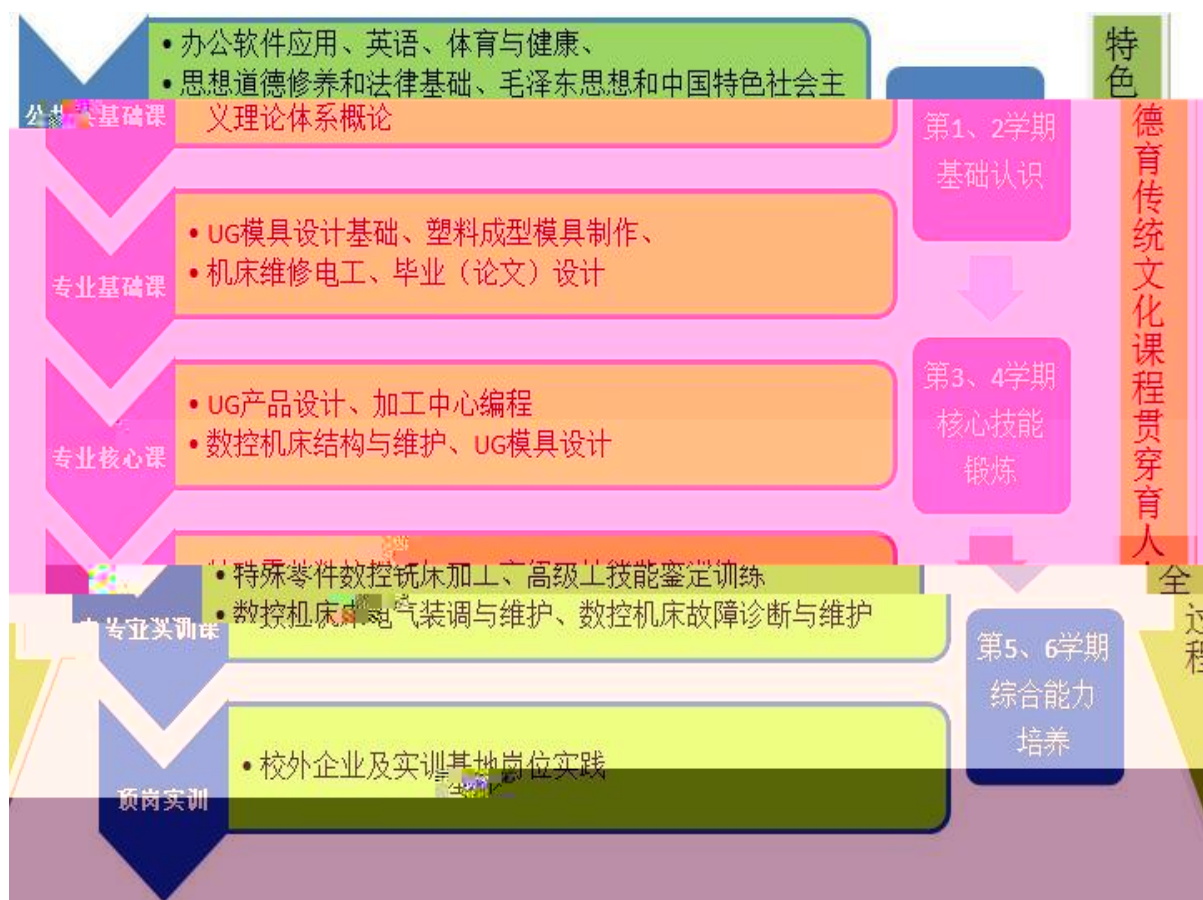


2


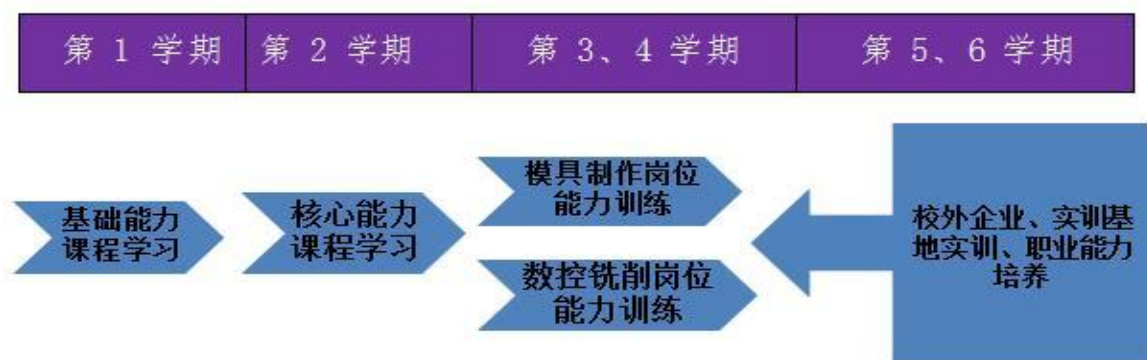


3



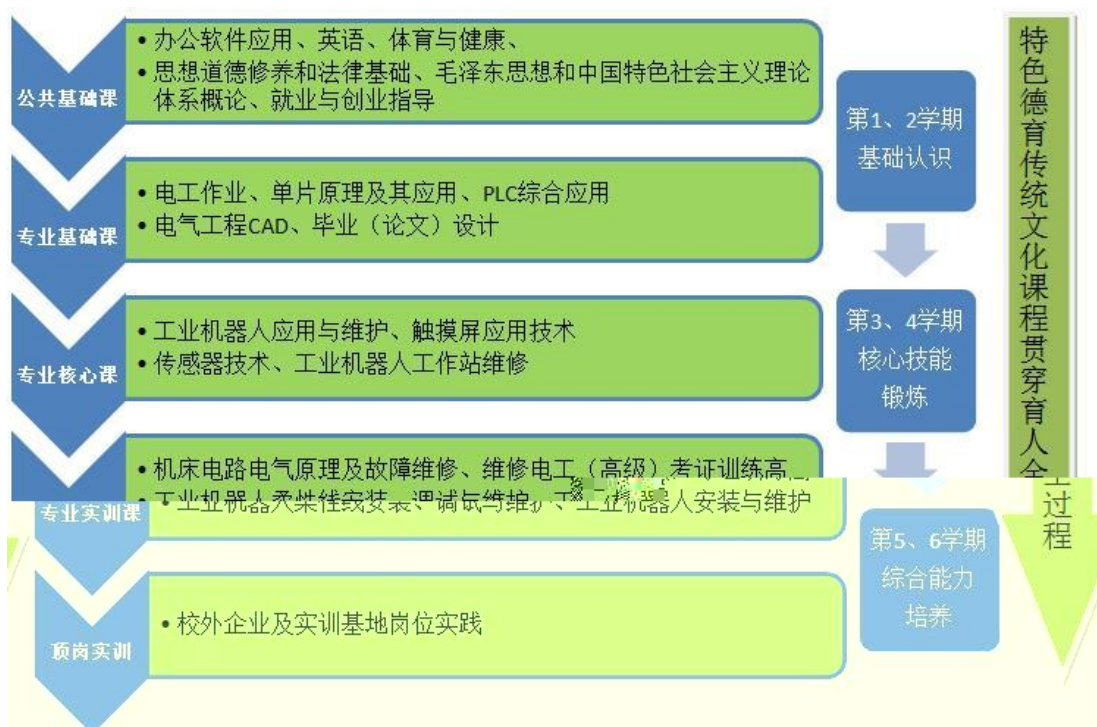


4 模具制造专业“职业岗位模块化”人才培养模式与课程体系（图五、图六）





广西经贸职业技术学校



2.

			31		
		31			14
		45.2%		30	
	96.8%				
			5		
5		7			
	4	28		1	1
		3			
	5	29			2

3.

(1)



1

1.

			2016	2017
1		4 4	2	4 4
2		80	51	131
3		45	38	49

(2)



2016

;

;

2016

2017

;

1.

2016 3

2017 12

510

PLC

实训场所投入所占建设资金比例情况



2017

2.

3.

2.

500

100

1

	()	()
	4,350,000.00	4,360,200.00
	650,000.00	777,262.00
	5,000,000.00	4,998,462.00

84.42%

15.58%

2

	()	()
	750,000.00	736,350.00
	250,000.00	273,792.50
	1,000,000.00	1,010,142.50

3.

				849,500.00	849,500.00
				1,860,000.00	1,860,000.00
				746,700.00	746,700.00
				830,000.00	830,000.00
				736,350.00	736,350.00
				5,022,550.00	5,022,550.00

+

ISO 9001



1.

,

2.

3.

4.

2016-2018

7

5

5

37

36

5.

(1)

(2)

+

2016-2018

1

5

98%

2016-2018

800

6-8

73% 2018

99.8%

64.34%

2016-2018

1116

837

75%

2016-2018

	2016	2016	2016	2017	2017	2017	2018	2018	2018
			(%)			(%)			(%)
	81	81	100%	75	54	72%	67	53	79%
	157	97	62%	190	141	74%	113	96	85%
	29	29	100%	37	13	35%	59	4	7%
	126	117	93%	119	100	84%	63	52	83%
	393	324	82.4%	421	308	73.1%	302	205	68%

2016-2018

2016 366 2017 369 2018 418

510

PLC

+

2016

2016-2018

1.

2540M²,

1703.4

495 /

910

98%

2018-2018

2016-2018

1	2016						
2	2016						
3	2016						
4	2016				()		
5	2016				()		



14	2017						
15	2017						
16	2017				(
17	2017				(
18	2017				(
19	2017				(
20	2017				(
21	2018				3D (
22	2018				(
23	2018				(
24	2018				(
25	2018				(
26	2018				(
27	2018						
28	2018						



23	2018						
24	2018						
25	2018						
26	2018						
27	2018				22		
28	2018				14		
29	2018				14		
30	2018			45			
31	2018			2018			

2.

(1)

7



1			
2			
3			
4			
5			
6			
7			

(2)

2016-2018

1	2017.8			
2	2017.8			
3	2017.8			
4	2017.8			
5	2017.8			

(3)

2016-2018

				4
	28	1	1	
3				5
	29		2	

2018